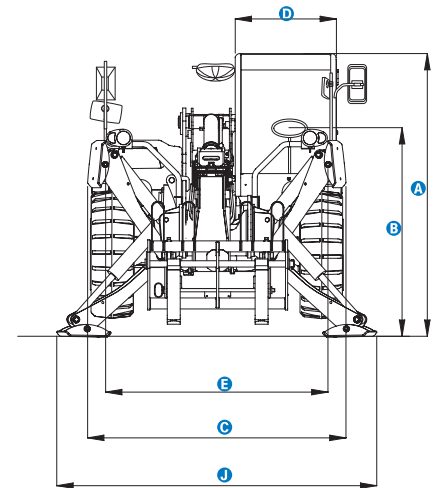
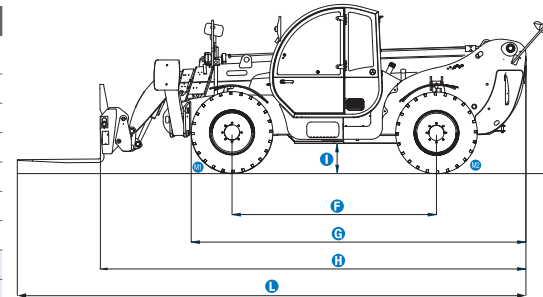


## Specifications

### MODEL GTH™-4017 SX & GTH™-4017 EX

MEASUREMENTS	Metric	Imperial
Lifting height maximum with outriggers	17.19 m	56 ft 5 in
Lifting height maximum without outriggers	16.72 m	54 ft 10 in
Lifting capacity maximum	4,000 kg	8,818 lbs
Lift capacity at maximum height	2,000 kg	4,409 lbs
Lift capacity at maximum reach	700 kg	1,543 lbs
Forward reach maximum	13.33 m	43 ft 9 in
Reach at maximum height	3.56 m	11 ft 8 in
<b>A</b> Height	2.44 m	8 ft
<b>B</b> Height at steering wheel	1.60 m	5 ft 3 in
<b>C</b> Width	2.32 m	7 ft 7 in
<b>D</b> Cab width	78 cm	2 ft 7 in
<b>E</b> Track	1.92 m	6 ft 4 in
<b>F</b> Wheelbase	2.95 m	9 ft 8 in
<b>G</b> Length at front wheels	4.83 m	15 ft 10 in
<b>H</b> Length at fork-holder plate	6.57 m	21 ft 7 in
<b>I</b> Ground clearance	35 cm	1 ft 2 in
<b>J</b> Overall width, outriggers extended	2.89 m	9 ft 6 in
<b>L</b> Overall length	7.77 m	25 ft 6 in
<b>M1</b> Obstruction angle		40°
<b>M2</b> Departure angle		46°



### PRODUCTIVITY

Inside/outside turning radius	2.42 m/4.65 m	8 ft 1 in/15 ft 3 in
Break-out force (with 800 L shovel SAE J 732/80)	6,000 kg	13,228 lbs
Towing capacity at dynamometer*	6,000 kg	13,228 lbs
Drive speed max.	32 km/h	20 mph
Fork-holder plate rotation		138°
Chassis levelling on front axle		+/- 7°
Tyres (DIN 70361)	405/70 24" PR14 8 holes wheel disc	
Lifting/lowering speed*	13 sec./8 sec.	
Extension/retraction speed*	22 sec./13 sec.	

### POWER AND TRANSMISSION

Engine	Perkins 1104 D-44T turbo diesel 99 hp (74 kW), stage III	
Transmission	Hydrostatic variable displacement pump linked to variable displacement motor. Both piston type.	
Service pumps	Boom & Control system gear pump type: 280 Bar, 99L/min. Service Brake gear pump type: 200 Bar, 46 L/min.	
Petrol tank capacities	135 L	30 gal
Engine oil capacities	7 L	1.5 gal
Hydraulic oil tank capacities	150 L	33 gal

### WEIGHT

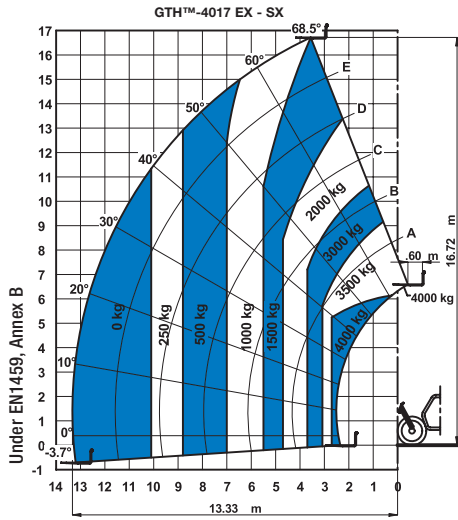
Weight**	11,900 kg	26,235 lbs
----------	-----------	------------

### STANDARDS COMPLIANCE

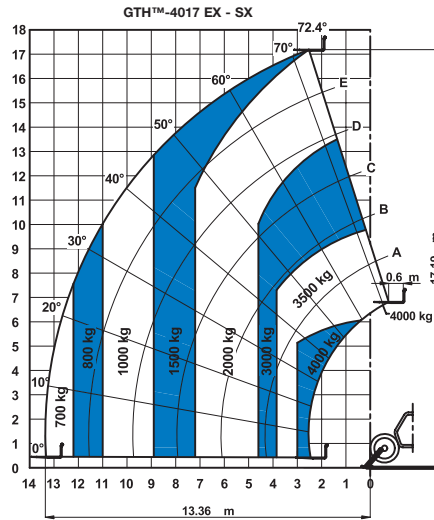
EU Machinery Directive 2006/42/EC  
 Operating cab conforms to ISO3471 (ROPS) and ISO3449 (FOPS)  
 Low emission engine conforms to EU Directive 97/68/EC Stage III and 2004/26/EC  
 Noise emission conforms to EU Directive 2000/14/EC (LpA=83 dB, LwA=103dB)  
 Vibration levels according to EN13059:2002 (hand-arm <2.5m/s², whole body 0.23m/s²)

\* Without load

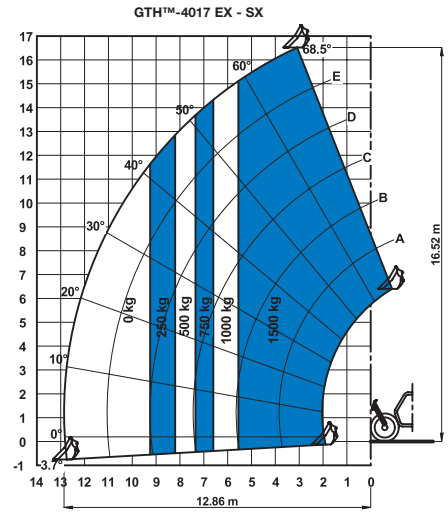
\*\* Weight will vary depending on options and/or country standards



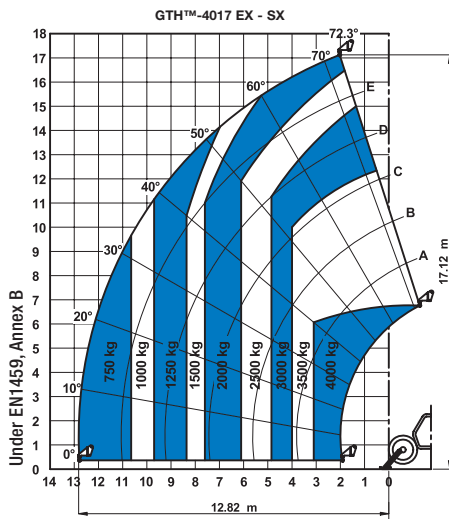
On wheels with forks



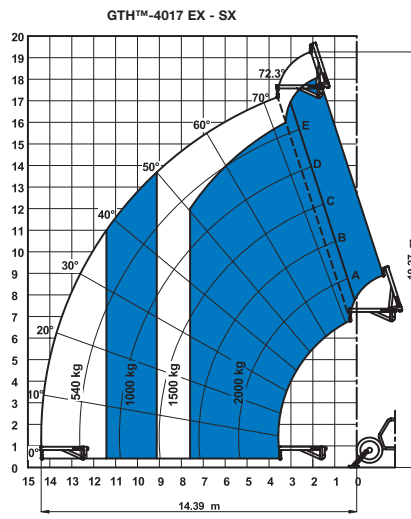
On outriggers with forks



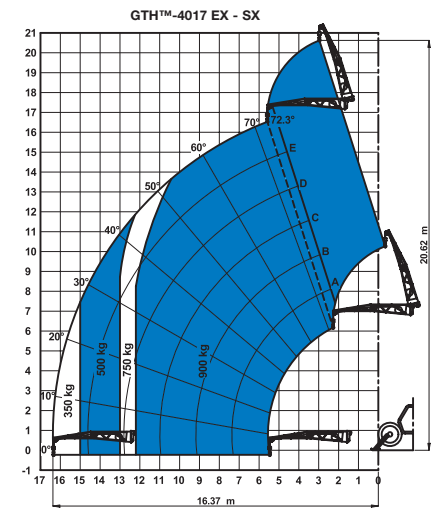
On wheels with 800 L bucket



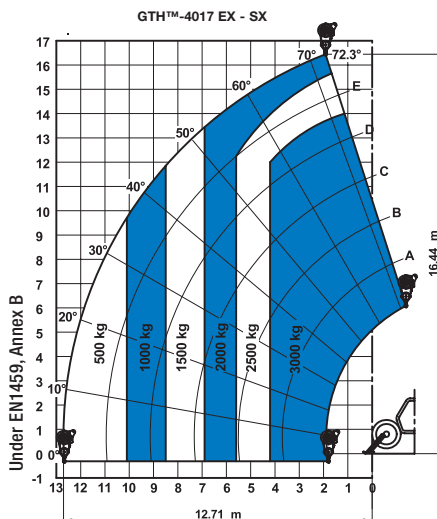
On outriggers with 5t fixed hook on plate



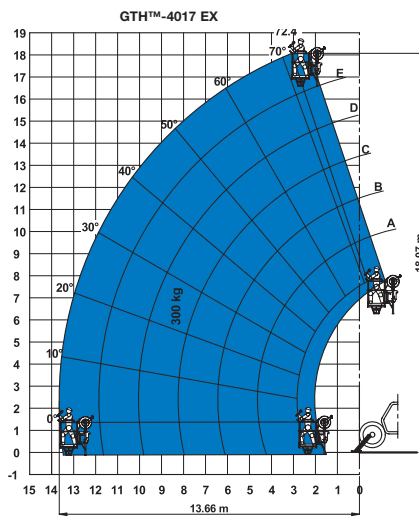
On outriggers with 2m jib (mechanical)



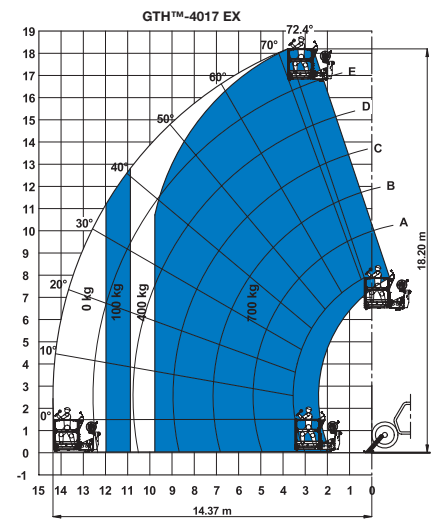
On outriggers with 4m jib (mechanical/hydraulic)



On outriggers with 3t hydraulic hoist



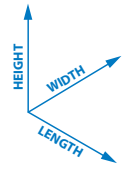
On outriggers with fixed work platform






On outriggers with rotating extendable work platform

# Specifications

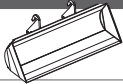
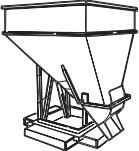


Dimension references




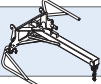
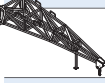
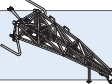

## FORK ATTACHMENTS

	Part number	Description	Payload	Width	Length	Height	Weight
	55.0750.0033	Floating forks	4,000 kg	1375 mm	1625 mm	1125 mm	365 kg
	55.0750.0002	FEM 3 plate and forks kit	4,000 kg	1390 mm	1505 mm	1130 mm	380 kg
	59.0601.5003	Hydraulic FEM 3 forks side-shift +/- 100 mm	4,000 kg	1370 mm	1580 mm	1130 mm	520 kg

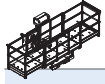

## BUCKET AND SHOVEL ATTACHMENTS

	Part number	Description	Width	Length	Height	Weight	Hyd. flow max.
	59.0201.9004	800 L loading shovel	2435 mm	1070 mm	940 mm	450 kg	
	59.0400.0000	500 L concrete bucket manual discharge	1110 mm	1110 mm	1320 mm	230 kg	
	59.0400.1000	500 L concrete bucket hydraulic discharge	1110 mm	1110 mm	1320 mm	244 kg	60/220 L/min/bars
	59.0400.2000	800 L concrete bucket manual discharge	1110 mm	1110 mm	1520 mm	250 kg	
	59.0400.3000	800 L concrete bucket hydraulic discharge	1110 mm	1110 mm	1520 mm	264 kg	60/220 L/min/bars
	59.0401.2002	500 L concrete mixing bucket full hydraulic	1000 mm	1650 mm	900 mm	550/1850 kg	
	59.0400.7000	Brick holder basket	800 mm	1110 mm	1150 mm	120 kg	

## HANDLING AND LIFTING ATTACHMENTS

	Part number	Description	Payload	Width	Length	Height*	Weight
	59.0700.9002	5T fixed hook on plate	4,000 kg	1335 mm	830 mm	1071/1115 mm	160 kg
	59.0802.3007	2m/2000 Kg mechanical jib	2,000 kg	1335 mm	2290 mm	800/1080 mm	255 kg
	59.0802.3008	4m/900 Kg mechanical jib	900 kg	1190 mm	4450 mm	980/1130 mm	245 kg
	59.0802.3009	4m/900 kg hydraulic jib	900 kg	1190 mm	4450 mm	980/1130 mm	250 kg
	59.0901.9002	3T hydraulic hoist	3,000 kg	1335 mm	830 mm	1840/1120 mm	350 kg

## WORK PLATFORM ATTACHMENTS

	Part number	Description	Payload	Width**	Length	Height	Weight
	59.1111.6001	Rotating and extendable +/-90° 3 persons max.	700 kg	2520 mm up to 4700 mm	2110 mm	1850 mm	920 kg
	59.1111.6006	Fixed non extendable 2 persons max.	300 kg	2300 mm	1490 mm	1710 mm	400 kg

\* Legs folded up/down

\*\* Stowed/extended

## Features

### STANDARD FEATURES

#### MEASUREMENTS

- 4,000 kg (8,818 lb) maximum lift capacity
- 17.19 m (56 ft 5 in) maximum lift height
- 13.33 m (43 ft 9 in) maximum forward reach

#### PRODUCTIVITY

- 4 x 4
- 4 - wheel steer
- 3 steering modes:
  - front wheel steer
  - crab steer
  - coordinated steer
- Hydraulic line on boom
- Power assisted steering
- Front outriggers
- Hydrostatic transmission with variable displacement pump and motor
- Mechanical 3x1 joystick on GTH™-4017 SX
- Electro-proportional 4x1 joystick on GTH™-4017 EX
- Limited slip differential on front axle
- Chassis levelling on front axle +/- 7°
- Attachment holder plate - mechanical coupling
- Two-section door (glass upper/steel lower)
- Angle and length indicators on boom correspond to load charts
- Adjustable suspended seat with operator detection seat contact switch
- Battery disconnection switch
- Large diameter steering wheel
- Front & rear windscreen wipers
- Sunshield
- Roof protection grid
- Two side view mirrors & rear fish eye mirror
- Front & rear lights
- Side mounted engine for easy access to components
- Oil immersed, multi-disc brakes on both axles
- Self activated parking brake hydraulically released
- Lockable fuel tank
- Maintenance collar
- Rear wheel alignment system
- Hydraulic inching by service brake pedal action
- Road/jobsite switch
- Stability and load control system:
  - Load moment indicator with LEDs
  - Audible alarm
  - Automatic lock-out of boom extension and lowering
  - Automatic lock-out of stabilisers
  - Automatic lock-out of rear axle

#### POWER

- Perkins turbo diesel 99 hp (74 kW), stage III

#### TYRES

- 405/70-24" PR14. 8 holes wheel disc (DIN 70361)



### OPTIONS & ACCESSORIES

#### PRODUCTIVITY

- Air conditioning
- Main electrical line on boom
- Additional electrical line with cable reel on boom
- Additional hydraulic line on boom
- Hydraulic quick coupling for attachments
- Adjustable spotlight on boom
- Adjustable spotlight on cab
- Windshield protection grid
- Wiper on cab roof
- 6 t towing hook
- Rear electrical socket
- Biodegradable hydraulic oil
- 10 t hydraulic jack + 24 mm box wrench
- Concrete mixing bucket pre-arrangement on GTH™-4017 EX
- Work platform attachment pre-arrangement on GTH™-4017 EX

#### TYRES AND WHEELS

- Spare wheel 405/70-24" PR14

#### ATTACHMENTS

- Floating forks L 1200 mm, section 120x50 mm
- Floating forks L 1200 mm, section 100x50 mm (UK only)
- FEM 3 plate and forks kit
- FEM 3 forks with hydraulic side-shift (+/-100 mm)
- 800 L loading shovel
- 500/800 L concrete bucket (manual or hydraulic discharge)
- 500 L concrete mixing bucket (full hydraulic)
- Brick-holder basket
- Fixed hook on plate
- 2 m mechanical extension jib, 2,000 kg capacity
- 4 m mechanical or hydraulic extension jib, 900 kg capacity
- 3 t hydraulic hoist
- Fixed work man platform on GTH™-4017 EX
- Rotating and extendable work man platform on GTH™-4017 EX

#### Enquiries from Europe:

Tel: +31 165 519 361  
Fax: +31 165 511 148  
Email: AWP-InfoEurope@terex.com

#### Offices:

##### France

Tel: +33 (0)2 37 26 09 99  
Fax: +33 (0)2 37 26 09 98

##### Germany

Tel: +49 (0)4221 491 810  
Fax: +49 (0)4221 491 820

##### Spain

Tel: +34 93 572 50 90  
Fax: +34 93 572 50 91

##### Scandinavia

Tel: +46 31 57 51 00  
Fax: +46 31 57 51 04

##### The Netherlands

Tel: +31 165 519 361  
Fax: +31 165 511 148

##### UK

The Maltings  
Wharf Road  
Grantham NG31 6BH  
UK  
Tel: +44 (0)1476 584333  
Fax: +44 (0)1476 584334

##### Middle East

Tel: +971 4 399 0381  
Fax: +971 4 399 0382  
Email: AWP.Infome@terex.com

##### Russia & CIS countries

Tel: +7 495 660 32 30  
Fax: +7 495 660 32 29  
Email: info@terexrus.ru

#### Corporate Headquarters:

##### United States

18340 NE 76th Street  
P.O. Box 97030  
Redmond, WA  
USA 98073-9730  
Tel: +1 425 881-1800  
Fax: +1 425 883-3475

#### Distributed By: